



WWW.THEOLDSCHOOL.ORG.UK



THE OLD SCHOOL COMMUNITY CENTRE

# Course Programme

Enrol for April & May start dates

2026

# Welcome

Dear Prospective Student,

Aged 12-25? Ready to learn something new in 2026? Need some life skills, to pass an exam, prepare for college or university, get job-ready, or just want to learn something new for fun? Brent Roots is offering 12 new 10-week term time courses with start dates after Easter, with qualified and experienced tutors ready to support you to go further. Choose your course in this booklet, complete the enrolment form at the back and send it in.



# Contents



Page #	Start Date	COURSE
4-5	<b>April 20th</b>	Drama
6-7	<b>April 13th</b>	English for Work or Study
8-9	<b>April 23<sup>rd</sup></b>	Creative Writing
10-11	Nov 7th	Woodland Management and Crafts
12-13	Contact Us	Local History Storytelling
14-15	<b>May 11th</b>	Drawing- A Crash Course
16-17	Contact Us	Outdoor Leader Skills
18	TBC	Basic Food Growing Skills
19	Contact Us	Radio Broadcasting Skills
20	Contact Us	Circus Skills
21	Contact Us	Music and Songwriting
22-23	<b>April 21st</b>	GCSE Maths Support
25	Contact Us	Want to teach for us? - Basic Teaching Skills
26-27	-	Course Completion and Accreditation
28-29	-	Enrolment Information and Enrolment Form
30	-	Parental Permission Form
31	-	Volunteering Opportunities

# Drama Games and Life Skills



**Mondays 6 - 7:30pm**

**new term:**

**13<sup>th</sup> April,**

**at the Village Hall**

**with  
Jonathan Mason**

"I have carefully and specifically called this course - "Drama Games and Life-skills" because I am very aware that everyone's experiences of Drama at school (if any) can be incredibly varied! Some loved it and equally, some loathed it. So I wish to make it very clear, right from the start, that my priority here is for us to create a safe and secure space, where we can have fun, sometimes taking ourselves slightly beyond our comfort zones (otherwise, why would we be here?) but only if the participants are up for it. I will never insist on anyone having to perform or show any work, if they're not comfortable doing that."



## Topics

- Drama Games
- Life Skills
- Presentation skills
- Voice Work
- Movement Work
- Script Work

## Learning Objectives



**All you need to bring is yourself and maybe a friend. You will never be made to participate in an activity that you don't feel good about.**

1. Exploring teamwork, empathy and collaboration
2. Finding your voice
3. Negotiating, problem solving and perseverance
4. Thinking outside of the box
5. Learning dramatic presentation.
6. Re-connecting with our innate creativity.

# About your tutor

## Jonathan Mason

has been a Drama teacher for over 30 years both in the UK and Australia and has loved (almost) every minute of it. He's worked as a professional actor and is a "slam-winning" performance poet. He's wildly mad about the power of drama and the arts in general to transform young lives (and older lives too) as well as being a heck of a lot of fun on the way.



## Sessions

No class on Monday 4<sup>th</sup> May - Bank Holiday

#	Date	Skills
1	Mon 13th April	<b>Introductions. Getting to know each other tasks, setting expectations, establishing a safe space to work in.</b>
2	Mon 20 <sup>th</sup> April	<b>Vocal Work 1 - Pace, pitch, tone, volume and projection, intonation.</b>
3	Mon 27th April	<b>Vocal Work 2 - Sound collage, group vocal work.</b>
4	Mon 11th May	<b>Movement Tasks 1 - Body language, facial expression, dynamics, silence, levels of tension/energy.</b>
5	Mon 18 <sup>th</sup> May	<b>Movement Tasks 2 - Use of space, character and movement/physicality, status work.</b>
	Mon 25 <sup>th</sup> May	<b>HALF TERM</b>
6	Mon 1st June	<b>Dramatic Presentation of Poetry - bringing poetry to life in a powerful and stylised way.</b>
7	Mon 8 <sup>th</sup> June	<b>Devising - working with a stimulus (picture/text/music) to inspire, inform and create a small group drama, improvisation and rehearsed work</b>
8	Mon 15 <sup>th</sup> June	<b>Script Work 1 - short text extracts, selecting, casting and character, the rehearsal process.</b>
9	Mon 22 <sup>nd</sup> June	<b>Script Work 2 - Page to stage, performance and evaluation.</b>
10	Mon 29 <sup>th</sup> June	<b>End games - reflection on challenges/successes, the creative process, confidence, collaboration, problem solving.</b>

# English for Work and Study

with Steph Bradley

**Mondays**  
from the **13<sup>th</sup> April**  
**6-7:30pm.**  
**The Old School.**


Do you need to improve your English skills for your school or college work, to help you prepare for university, to help you find work, or to go for better positions? If so, this course is for you.

We'll get your professional online profile looking as good as it can be, and you feeling more confident about how to make English work for you in different situations.

## Topics

- **Professional Persona:** LinkedIn, CV, application forms.
- **Register and Style:** How to talk and write to different types of people.
- **Using Language:** to be persuasive, descriptive, to express complex ideas.
- **Public Speaking:** Presentations, using Powerpoint for slideshow.

## Learning Objectives



1. Become more confident in expressing spoken and written ideas.
2. Develop skills for presenting to others in public.
3. Be able to present personal and professional information in suitable formats.
4. Develop a more academic and professional style in written form.



Brent Roots



[education@theoldschool.org.uk](mailto:education@theoldschool.org.uk)

# About your tutor

**Steph Bradley, Dip.Ed., Dip TEFLA, MA**

Steph has been teaching English for more than 30 years. She has taught all ages and all levels of students all over the world and is also a university lecturer. She is known for her patience, enthusiasm, and learner centred approach. She is a storyteller, poet, and writer, and loves cats, reading, and walking but not all at the same time.



## Sessions

**Note: No class on 4<sup>th</sup> May - Bank Holiday**

#	Date	Skills
1	Mon 13th April	<b>Learning journal, LinkedIn profile, Introducing yourself professionally.</b>
2	Mon 20 <sup>th</sup> April	<b>Public Speaking 1 - Presentations</b>
3	Mon 27 <sup>th</sup> April	<b>Create a CV</b>
4	Mon 11 <sup>th</sup> May	<b>Descriptive Language - publicity, persuasive language.</b>
5	Mon 18 <sup>th</sup> May	<b>Connected language - how to express complex ideas simply.</b>
	Mon 25 <sup>th</sup> May	<b>HALF TERM</b>
6	Mon 1 <sup>st</sup> June	<b>Understanding Style and Register - How to write and speak to different types of people.</b>
7	Mon 8th June	<b>Job applications and professional emails</b>
8	Mon 15th June	<b>Public Speaking 2 - Interviews</b>
9	Mon 22nd June	<b>Writing a short report</b>
10	Mon 29 <sup>th</sup> June	<b>Public Speaking 3 - a professional presentation</b>

# Creative Writing



with Harula Ladd

**Thursdays**  
**from the 23<sup>rd</sup> April**  
**5:30-7pm**  
**at The Old School.**

Creative writing and poetry are brilliant tools for connection, self-discovery and wellbeing, and of course quite simply for the fun and pleasure of it!

This course requires no previous writing experience, and is intended to give you wide ranging opportunities to explore writing in the way you want to, about what you want to, developing both confidence and skill, but most importantly, passion and motivation!

## Topics

- Basic poetic techniques, and other forms of writing.
- The themes and topics that matter to you
- How to write for performance, and tools and tips for successfully sharing your work.
- How to edit and improve your work once the first draft is done.
- How to read and enjoy the work of others.

## Learning Objectives

1. To develop confidence in yourself and in using language.
2. To develop communication skills and a deeper understanding of the power and importance of words.
3. To develop writing tools which will improve your wellbeing by giving you an easily accessible means of self-expression.
4. To be published as part of an anthology which we will create together, and which will include work by everyone on the course.



# About your Tutor

## Harula Ladd

is a poet, performer and creative facilitator with over fifteen years experience, although her love for words began long, long ago. She's a poetry slam champion, and has performed at festivals and at The South Bank Centre. She's published her own poetry collection, and hosts a monthly poetry open mic (Word Stir!) at Castle Books in Totnes.



## Sessions

#	Date	Skills
1	Thurs 23rd April	<b>Introduction: Why do we write? Word play, group poem, short spontaneous writing activities.</b>
2	Thurs 30 <sup>th</sup> April	<b>Write what you know: What matters to you and why? Writing on topics that are important to you. Word collage.</b>
3	Thurs 7 <sup>th</sup> May	<b>Short poetic forms: Reading examples of, and writing short form poems; Haiku, acrostics etc.</b>
4	Thurs 14th May	<b>Spoken Word 1: We'll look at examples of performance poetry, and you'll begin to write your own.</b>
5	Thurs 21 <sup>st</sup> May	<b>Spoken Word 2: We'll edit and improve our pieces, and explore some performance techniques.</b>
	Thurs 28th May	<b>HALF TERM</b>
6	Thurs 4 <sup>th</sup> June	<b>Journalling and Letters: We'll explore the value of journaling and letter writing, for creative inspiration.</b>
7	Thurs 11th June	<b>The importance of imagination: Activities to use and fuel our imagination through writing.</b>
8	Thurs 18 <sup>th</sup> June	<b>Writing Bravely: How can writing help us to explore and ignite conversations about the big issues of today?</b>
9	Thurs 25th June	<b>Where do we go from here? Editing our anthology, sharing our favourite writers, explore possible next steps for our writing.</b>
10	Thurs 2 <sup>nd</sup> July	<b>Celebration: We'll celebrate in a way you choose, perform our work (if you want!) and receive copies of our anthology!</b>

# Woodland Management and Crafts

with James Dyson & Emma Capper

5 x 3 hour sessions

on Saturdays 10-1pm.

7<sup>th</sup> November - 5<sup>th</sup> December

Details of venue  
when you book.

## Learn the traditional craft of hedgelaying

Creating and managing living fences (hedges) and woodland alongside farming has shaped our environment since the first settlers in these parts. Products from these activities are traditionally used for making various artefacts. We aim to deliver a course that allows you to explore some land management techniques and provides materials for you to process and use in weaving and other crafts.

## Topics

- Identification of hedgerow plants.
- Basic hedge laying and coppicing skills.
- Tool use and care.
- Basic techniques of basket and hurdle weaving.
- Useful country skills such as fire making and shelter building.



## Learning Objectives



1. Increased Confidence & Self-Esteem
2. Enhanced Communication & Teamwork
3. Learn hands-on skills like using tools
4. Problem-Solving & Critical Thinking
5. Better understanding of the environment




**Brent  
Roots**  
NEW GEN SKILLING UP

**Look out for taster workshops at The Rec!**

# About your tutors

## Emma Capper

is a certified ANFT Nature and Forest Therapy Guide and Craftswoman. In 2013 she founded Creative Journeys in Nature to offer courses, retreats and bespoke sessions throughout the year. Currently she is a facilitator for Sharpham Trust, Devon carers and Forestry England.



## James Dyson

has spent his career in land management, starting with gardening and focusing more on trees over time, training with the Devon Rural Skills Trust. Active in various community organizations, including Sustainable South Brent (SSB) whose Hedges and Woodland group began in 2008, and the Devon Coppice and Smallwoods Group (DCSG), he's taught basketry and coppice crafts to all age groups and is passionate about practical creativity.



## Sessions will include:

1	<b>Introduction to hedging for managing land – planning, tools and safety, plant identification, clearing and regeneration.</b>
2	<b>Introduction to &amp; practise of Hedge laying – partially cutting and laying flat old and tired or leggy tree stems (steepers) to make a living fence.</b>
3	<b>Coppicing - cutting and layering trees to make new shoots grow.</b>
4	<b>Weaving 1 - Making Hurdles - using harvested hazel to weave for fencing.</b>
5	<b>Weaving 2 – Making products with simple techniques using hedgerow materials - Make your own tray or a basket. Fireside session. Reflections. What's next.</b>

*“James and Emma were superb tutors - so kind, engaging and patient. The hot chocolate was such a lovely thought too. [My son] will look forward to the next session”*

# Local History Storytelling



## with South Brent Storytellers and Archive

**Contact Us**  
to express interest

Are you fascinated by local social history - the things you don't get taught about in school? Would you like to collect the stories of people, places and events around about S Brent and share them in exhibitions, publications, presentations, and performances? Do you want a career in heritage but don't know where to start? Enrol on this course and learn the basics of cataloguing, doing local research, and how to engage people in celebrating their history.

### Topics

- Cataloguing collections of documents, images, maps and more.
- Doing research - becoming a local detective.
- Engaging the public through written and spoken word.




### Learning Objectives



1. Understanding how archive collections are recorded and stored.
2. Learning and practising the basics of being a good researcher.
3. Learning and practising various storytelling techniques to engage the public.



# About your tutors



## Steph Bradley

Founded South Brent Archive in 2016.  
Collects Oral History, researcher, writes articles and gives talks.

## Jo Fowler

Catalogue database expert. researcher, website manager, book and document repairer.

## Jim Thomson

Digital imaging, exhibition manager.

## Sue Dean

Curates new collections. Family historian, researcher.

# Sessions

#	Date	Skills
1		Introduction to the Archive: collections, catalogue, different roles.
2		Cataloguing I: Receiving donations and assigning catalogue reference numbers to new collections and individual items.
3		Cataloguing II: using the online database to add new items, and to find items.
5		Telling a story: Selecting an area of local history. Using reputable sources to collect information and images to help tell a story.
6		Exhibitions: How to tell a story visually.
7		Oral Histories I: How to collect someone's story sensitively and accurately. How to store the information safely.
8		Oral Histories II: How to transcribe an oral history. Accessing local oral history records to help tell a story.
9		Presenting a story to the public I: Preparing a local history presentation, or contributing an article to a newsletter or blog.
10		Presenting a story to the public II: Storytelling performance. Guided story walk or dramatising a local story.

# Drawing - A Crash Course

with Luke Shepherd



This crash course is more of a practical how to draw, than a creative self-discovery course.

We will look at the language of mark making and how it can be used to depict what we see and what we perceive. Or put another way, "How to see something and have it come out on paper!"

The course requires no previous experience. Each lesson will be a mini-project plugging into a fundamental aspect of drawing.

The course puts drawing in the context of historical and contemporary art. We will be looking at the styles and through the eyes of artists such as Henry Moore, Henri Matisse, Louise Bourgeois, Tracey Emin, Egon Schiele and Cy Twombly and your favourite artists too.

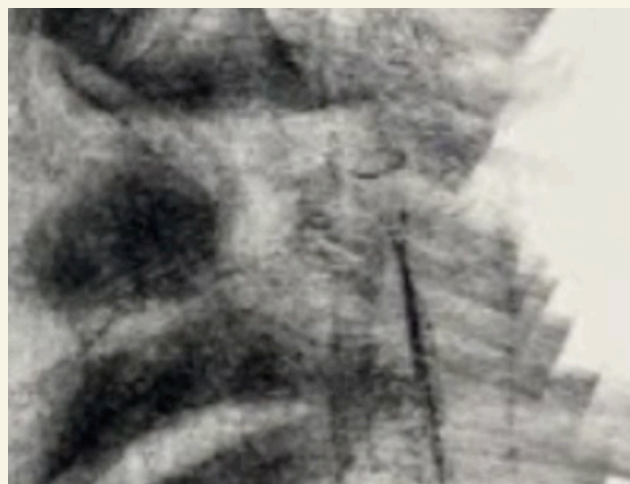
We will use pen, ink and charcoal, but some methods are transferable to digital.

## Topics

- The basic fundamentals of drawing, tone, line, pattern and composition.
- How to draw accurately.
- How to layer a drawing from start to completion.
- Confidence in drawing.

## Learning Objectives

1. To develop confidence in yourself and further understand the language of art
2. To work alongside an artist.
3. To develop drawing and composition skills.
4. To exhibit your work at the end of the course.



Brent Roots



[education@theoldschool.org.uk](mailto:education@theoldschool.org.uk)

# About your tutor


## Luke Shepherd

is a bronze portrait sculptor. He has works in museums in each continent and is well known for his bronze portrait of Billy Connolly.

Drawing has always informed Luke's artwork and is the starting point and building block for ideas and designs.

Luke has a fascination for visual perception and capturing and understanding through seeing clearly. Luke is also a martial art instructor, which plugs into his understanding of anatomy, and a guitarist, which plugs into his amplifier.

[www.luke-shepherd.com](http://www.luke-shepherd.com)



## Sessions

#	Date	Skills
1	Mon 11 <sup>th</sup> May	<b>Introduction: Let's analyse drawing.</b>
2	Mon 18 <sup>th</sup> May	<b>Mark Making: Putting pen to paper. Exploring what's possible</b>
	Mon 25 <sup>th</sup> May	<b>BANK HOLIDAY</b>
3	Mon 1 <sup>st</sup> June	<b>Measuring: Putting things in the right place</b>
4	Mon 8 <sup>th</sup> June	<b>Perception: What are we actually seeing?</b>
5	Mon 15 <sup>th</sup> June	<b>20<sup>th</sup> &amp; 21<sup>st</sup> Century artists: How others do it and mapping (nicking) their style.</b>
6	Mon 22 <sup>nd</sup> June	<b>Collage: Bits and pieces: like sampling in music.</b>
7	Mon 29 <sup>th</sup> June	<b>Gathering Inspiration: Fuelling our imagination from art to music.</b>
8	Mon 6 <sup>th</sup> July	<b>Subject Matter: How can drawing help us talk to others?</b>
9	Mon 13 <sup>th</sup> July	<b>Composition: What makes it work?</b>
10	Mon 20 <sup>th</sup> July	<b>Celebration! Getting ready to exhibit.</b>

*"Most people are told they are rubbish at drawing and pack it in. Of course they do. You'd be rubbish at speaking French if you had no idea of vocab or tenses. On this 10-week crash course we rip drawing apart into its elements and get to grips with the building blocks."*

Note: Although paper and pens will be provided participants may wish to bring their own sketchbook/folder in which to keep all the work they create.

# Outdoor Leader Skills

## with Dartmoor's Daughter

**Contact Us**  
to express interest

### Explore. Learn. Enjoy.

Do you enjoy being outdoors, and in nature?  
Do you know the benefits you experience being in nature - physical fitness, mental well being, community connection?  
Are you a change-maker, and want to inspire others to learn and care about the natural world?  
Would you like to meet like-minded people?  
If you answered **YES** to some or all of these questions, this series of interactive and practical, hands-on outdoors adventures and walking workshops are for you!

## Topics

- **Navigation:** map and compass skills, wind, sun and other natural navigation techniques
- **Planning:** equipment, routes, risk assessments
- **Leadership skills** - qualities, styles, responsibilities, decision-making.
- **Career Paths**, business plans, resources.
- and more!

## Learning Objectives



1. Build teamwork and leadership skills
2. Understand and develop skills of navigation, planning, conservation and strategies for managing hazards.
3. Develop strategies for maintaining mental and physical health and community connection.



# About your Tutor

## Emma Cunis

is a Walking Guide, Speaker and Author. After a 20-year global corporate career, she returned to Devon and set up a local walks and talks organisation. The aim of Dartmoor's Daughter is to inspire others into a deeper (re)connection with their bodies, landscapes and communities.

For more information, see [www.dartmoorsdaughter.com](http://www.dartmoorsdaughter.com)



## Sessions to include:


#	Dates TBC	Skills
1		<b>Leadership qualities, styles, responsibilities and decision making.</b>
2		<b>Qualities of collaboration and teamwork.</b>
3		<b>Planning - Equipment, route cards, doing reccies, risk assessment, POIs and weather</b>
4		<b>Hazards - dynamic assessment, emergency procedures, additional training requirements - outdoor first aid.</b>
		<b>HALF TERM</b>
5		<b>Navigation - map and compass skills plus natural navigation e.g. wind direction, sun etc.</b>
6		<b>Access and Conservation - responsibility access and environmental conservation.</b>
7		<b>Continuous Learning and development - resources and self-directed learning.</b>
8		<b>Inclusivity - creating and managing activities that are safe, enjoyable and inclusive.</b>
9		<b>Career Paths - skills and/or qualifications for your choice of outdoor career.</b>
10		<b>Setting up your own business - business models, business and financial planning, marketing and promotion.</b>

# Basic Food Growing Skills

## with Local Growers

Starting soon

Contact Us  
to book a place



Saturdays 11 - 1pm

On your marks, get set, GROW!

With Ben Chadwick, Alison Samuel, and friends. Ben studied commercial horticulture at Pershore College, and has been allotment gardening organically for many years. Alison has been a lecturer in crop production at Seale Hayne (University of Plymouth) as well as working on the family farm growing organic vegetables for Riverford.

Their aim here is for those attending to have fun while learning the basics, and getting things grown. This will be a hands on, mainly practical course with much of the knowledge bestowed during practical 'doing' rather than classroom lecturing.

## Topics

- Soil: A practical and explanatory look at its role in growing vegetables, and its preparation.
- Sowing: The simple art of sowing seeds and trans-planting seedlings.
- Understanding the needs of plants - from weather to food and water.
- Looking after your growing plants. Including weeding, support, pests and diseases, etc.
- Composting. Learn how we make food for the soil and plants.
- Harvesting. The satisfying bit where all the hard work ends up on your plate.



## Learning Objectives




Email us for details of  
where we'll meet.



1. Understanding the primary importance of soil in the growing of all plants.
2. Discovering the correct time, and method of sowing seed and transplanting.
3. Understanding plants' requirements; from weather to nutrients (food) and water.
4. Identifying the needs of growing plants and protect them from harm.
5. Developing basic composting skills.
6. Finding out when to harvest and how.

# Radio Broadcasting Skills

with tutors from  
**Soundart Radio**

The logo for Soundart Radio, featuring the name in a handwritten, cursive style.

Join Kerry Priest, Alice Armstrong and friends from our local independent arts radio station, who broadcast on 102.5 FM, to learn how to create a radio programme on this sound-making training course. Soundart Radio broadcast volunteer programmes including DJ mixes, and conversations on air and online. The Soundart team are tech savvy, fun and funky.


**Coming soon!**  
**Email us**  
**to register your interest.**

## Topics

- Voice work: intonation, pace, diction.
- Using broadcasting software
- Recording and audio editing skills



## Learning Objectives



1. Write and record your own show.
2. Develop your presenter's voice.
3. Understand and practice use of broadcasting software.

# Circus Skills

with Elfic

Contact Us to express interest.

Look out for a taster workshop in June at The Rec



Suitable for both beginners and experienced jugglers, for children 8+, teens and adults. We will start with demonstrations of all of the various skills. Throughout the term, everyone will work at their own pace and on whatever equipment they wish. Useful tips will be given in order to make learning easier, with the objective to increase everyone's skill level. Advice will also be given on how to practice, where to buy equipment, and if needed, how to put an act together. All of the equipment will be provided, although if you have any of your own circus equipment, do bring it along - it works well to practise with gear you are used to.

## Topics

- Juggling - ball, scarf, ring & club
- Unicycling
- Stilt-walking
- diablo, devilstick, poi
- hat manipulation
- peacock feather balancing
- plate spinning
- hula hooping



## Learning Objectives



1. To improve coordination, dexterity and balance.
2. To develop concentration, perseverance and confidence.
3. To have loads of fun learning a new hobby.
4. To learn great skills which you can perform, once mastered.

## About your tutor

Elfic (aka Rupert Elford) will bring expertise, enthusiasm and a trunk full of circus equipment. He has performed as a professional comedy juggler for 30 years and ran the Totnes Circus Workshop, once a week, for over 20 years. Over time he has taught the joy of juggling and circus tricks to thousands of people.

Brent Roots



[education@theoldschool.org.uk](mailto:education@theoldschool.org.uk)

# Music and Song Writing




with **George Williams**  
of **Jamming Station**



Poetry to lyrics - could you be a songwriter? Or maybe you play the guitar, drums, or keyboard and want to jam along with others - and who knows start your own band.

## Topics

- Song Writing
- Jamming -how to improvise with others
- What does it take to start a band?



## Learning Objectives



**Coming Soon!**  
**Contact us to register  
your interest.**

1. How to transform words into lyrics
2. Teamwork and collaboration. making music with others
3. Key steps to starting a band.

# GCSE Maths Support

Tuesdays 5:30 - 7pm

**from the 21<sup>st</sup> April**  
**Beacon Room,**  
**Old School Centre**



## Possible Topics

- Algebraic Expressions and Equations
- Ratios and Proportions
- Geometry: Angles, Triangles and Circles.
- Data Handling and Probability
- Statistics



## Some Possible Learning Objectives



1. Better prepared to pass GCSE Maths
2. Increased confidence
3. Solve mathematical problems
4. Develop more understanding of problematic areas
5. More familiar with exam papers

# Basic Teaching Skills

with Steph Bradley

TEACHING IS A  
WORK OF HEART

**Contact Us.**  
Take this course if  
you think you'd  
like to teach for  
Brent Roots.


Are you really good at something? Do you think you could teach this skill to others? Enrol on this course and you will get the opportunity to learn some basic teaching skills and test them out. Steph has been teaching for more than 30 years. She has been a teacher trainer since 1996.

## Topics

- How to inspire and motivate others.
- Creating fun lesson plans.
- How to cater for different learning styles.
- How to deal with classroom challenges.



## Learning Objectives



1. Write a lesson plan and teach it.
2. Adapt a basic idea to suit different learners.
3. Deliver content in a fun and engaging way.

# Course Completion

Most sessions run for 10 consecutive weeks with one week off at half term.

Sessions last between 60 minutes & 3 hours depending on the course.

You are expected to attend all your sessions.

This is because you are working towards producing something you can use in your life.



## Certificate of Attendance

awarded to all students who attend all of their sessions.

## Report

Individualised report available for all students on request.

## Skills Breakdown

available for prospective employers and/or further education suppliers on request.



**IMPORTANT** Participants must be 12 years or above, and **all those under 16 must have written permission from parents/guardian.** See page 30.

# Accreditation

## Are Brent Roots courses qualifications?

All the courses advertised in this prospectus teach basic skills.

However, many of them could develop into higher level study if participants decide to continue to study beyond the introductory sessions.

Brent Roots has connections with Plymouth University, the Schumacher College, and ArtHouse, to mention a few respected local institutions and organisations, and many of our tutors work for and/or are affiliated to other educational bodies.

Contact us concerning future opportunities for CPD (continuous professional development) and/or to register interest in taking accredited courses/exams with us.

[education@theoldschool.org.uk](mailto:education@theoldschool.org.uk)

# Enrolment



Complete the form on the next page to enrol.

Completed forms can be photographed and emailed to [education@theoldschool.org.uk](mailto:education@theoldschool.org.uk) or cut out and sent to:

*The Adult Education Coordinator  
Brent Roots Enrolment,  
The Old School Community Centre,  
Totnes Road  
S Brent, TQ10 9BP*

Your place will be confirmed by email. A first payment must then be made before the **11th April**.



## Course Costs

### Fees

£5 per session. £50 the term.

These fees are subsidized by South Brent Feoffees for residents of **South Brent**

Some places are available for young people from surrounding parishes subsidized by SHDC. Contact us to check if your village or town is on our list.

### Bursaries Available

Apply for a free or a reduced cost place.

Email [education@theoldschool.org.uk](mailto:education@theoldschool.org.uk) for more information.

## How to Pay

**Bank transfer is preferred:**

South Brent Old School  
Community Centre Ltd,  
Sort Code 30-94-58

Account Number 27720268

Ref: *Brent Roots (name of course)*

**Cash payments** can be made by writing full details on a sealed envelope containing the correct amount of cash and posted in the designated place in the Old School.

Sessions will run with a maximum of 12 students.

If your course doesn't have a the minimum number of students signed up, your enrolment will be carried over to the following term.

<https://www.theoldschool.org.uk/whats-on/brent-roots/>

# ENROLMENT FORM

THE OLD SCHOOL COMMUNITY CENTRE <b>BRENT ROOTS EDUCATION PROGRAMME - ENROLMENT 2026</b>	
Full Name	
E mail address (PLEASE PRINT CLEARLY)	
Phone number	
Address and POST CODE	
Date of Birth	
Name of course/s selected	1. 2. 3.
Start date selected APRIL/MAY	
Payment option selected	
I need to apply for a FREE place or a bursary	

**SIGNED:** \_\_\_\_\_ **DATE:** \_\_\_\_\_

## NOTES

- This term's courses are for 12-25 year olds. Email us to check. Adults over 25 should contact us to go on a waiting list for future programmes.
- Up to 3 courses can be selected.
- Courses paid in full by the **2<sup>nd</sup> April 2026** will be available at the discounted rate of **£40** for the term. Otherwise, £50 bacs must be received before the first day of class, or £50 cash must be paid when entering the first class. Alternatively, two instalments of £25 can be paid – one on the first day of class, and the other on the first class after half term.
- A limited number of places are available for applicants outside of S Brent. Email us to check availability.

Completed forms can be photographed and emailed to [education@theoldschool.org.uk](mailto:education@theoldschool.org.uk)

or cut out and sent to:

*The Adult Education Coordinator, Brent Roots Enrolment, The Old School Community Centre, Totnes Road, S Brent, TQ10 9BP*

# Parental Permission

## CONSENT FORM

I \_\_\_\_\_/\_\_\_\_\_ (print name), \_\_\_\_\_ (mobile phone number)

\_\_\_\_\_ (please print a contact email clearly)

give permission for \_\_\_\_\_/\_\_\_\_\_ (name of child under 16)

to attend a **Brent Roots course at the Old School Community Centre**

in \_\_\_\_\_ (name of chosen course/volunteering session).

I consent/do not consent to photographs being taken of my child for course publicity.

I confirm that \_\_\_\_\_ (name of child) is \_\_\_\_\_ (age)

and I (or another adult named and nominated by me) am willing to accompany them to any sessions designed for people aged 16+.

.....  
I declare that \_\_\_\_\_ (name of child) has the following special needs which tutors and/or facilitators need to know about to make sure the learning space is both safe and welcoming. (Please write NA if no special needs are noted.)

I am \_\_\_\_\_ (relationship to child)

\_\_\_\_\_ Signature, \_\_\_\_\_ Date

**NOTE: This form can be handed in at the Old School or the information can be photographed and emailed.**

# Volunteering Opportunity



Volunteering for a local organisation can complement other learning by nurturing personal growth and teamwork. Volunteers can explore diverse interests, build well-rounded skill sets, and create meaningful networks. Volunteering is not paid work but it is experience you can add to CVs and talk about at job interviews.

**Note: Under 16's must have parental consent. Use the form on the previous page.**

## South Brent Storytellers and Archive




**LOCAL HISTORY**  
Collect and record oral histories, learn cataloguing skills, research a local story, contribute to website content creation, exhibitions and talks.

Contact us  
for deets!

[info@southbrentarchive.org.uk](mailto:info@southbrentarchive.org.uk)

<https://www.southbrentarchive.org.uk>

## Want a career in heritage?




**SOUTH BRENT STORYTELLERS AND ARCHIVE**

### THE JOHN HAWKINS MEMORIAL FUND

**Bursaries for Young People**

- ◆ to take heritage training courses
- ◆ to do a degree in Archival Studies
- ◆ to do postgraduate studies in heritage
- ◆ to do an apprenticeship at a heritage centre

[www.southbrentarchive.org.uk](http://www.southbrentarchive.org.uk)



Donate to the fund in John's memory by bank transfer  
<https://www.theoldschool.org.uk/facilities/southbrentarchive/>  
ref # MemFund

"It is such a wonderful thing to teach young people rural skills like this."

Woodland Management  
& Crafts Course Parent

"Thanks for helping create this fantastic opportunity for the kids in the village, our daughter absolutely loves it."

Drama Course Parent



"I loved it, it was so insightful. I am so glad you are running this."

Drawing Course Participant

"Brent Roots seems like such a wonderful opportunity for young people in the village."

Creative Writing Course Parent

This programme is funded by South Brent Feoffees

# Contact Information

For additional information or enquiries,  
please reach out to us.

Follow us on



07885 471363 (WhatsApp)



education@theoldschool.org.uk



www.theoldschool.org.uk